


# HYDREX INTERNATIONAL CO.,LTD.

ผู้ผลิต-จำหน่ายติดตั้งและซ่อมแซมบานประตู-ทุร-เกะเย้า

- MECHANICAL COUPLING
- FLAP VALVE
- บานประตู-เกะเย้า (แบบเปิด-ปิด อัตโนมัติและแบบธรรมดา)
- หนักงาน





ผู้ผลิต-จำหน่ายติดตั้งและซ่อมแซมบานประตู-ทุร-เกะเย้า

HYDREX INTERNATIONAL CO.,LTD.


59/321 Soi Pibulwattana Bldg., Rama 6 Rd.,  
Samsennai, Payathai, Bangkok 10400, Thailand  
Tel : (02) 270-0242 (8 lines) Fax : (02) 271-2746  
E-mail : hydrex@hydrexinter.com

HYDREX INTERNATIONAL CO.,LTD.

59/321 Soi Pibulwattana Bldg., Rama 6 Rd.,  
Samsennai, Payathai, Bangkok 10400, Thailand  
Tel : (02) 270-0242 (8 lines) Fax : (02) 271-2746  
E-mail : hydrex@hydrexinter.com

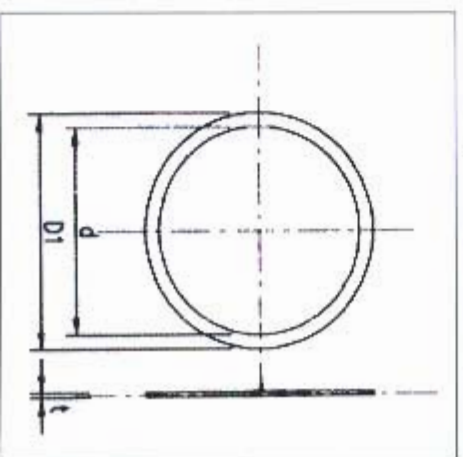
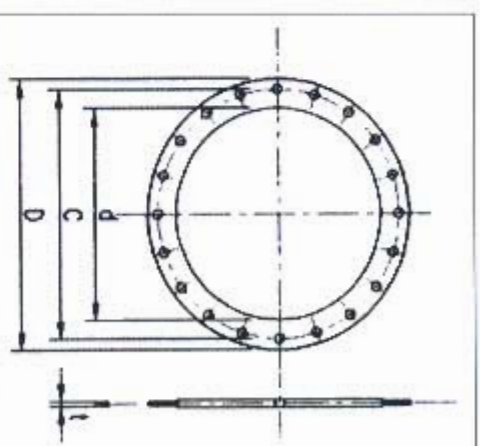


ԱՄԿՆԻՆԵՐԱՆՈՒՄԻ ՄԱՍԻՆԵՐԱՆՈՒՄԻ ԳՆԱԽ



SIZE	A	B	C	D
60	70	70	220	90
80	90	90	240	110
100	110	110	280	130
120	130	130	280	150
125	135	135	285	155
150	160	160	210	180
180	190	190	240	210
200	210	210	380	230
225	235	235	385	255
250	260	260	410	280

ԱՄԿՆԻՆԵՐԱՆՈՒՄԻ ՄԱՍԻՆԵՐԱՆՈՒՄԻ

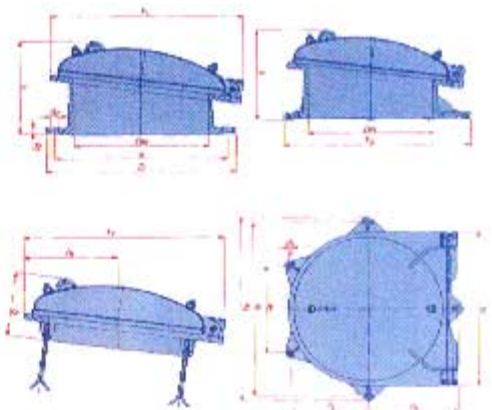


DN	Dimension in mm.				Holes			
	D	D1	C	d	t	Number	Diameter (d)	
80	200	142	160	90	3	4	19	
100	220	162	180	115	3	8	19	
150	285	218	240	169	3	8	23	
200	340	273	295	220	3	8	23	
250	395	328	350	274	3	12	23	+1
300	445	378	400	325	3	12	23	0
400	565	489	515	420	5	16	28	
500	670	594	620	520	5	20	28	
600	780	695	725	620	5	20	31	

DIMENSIONS IN MILLIMETERS



# FLAP VALVE



## DIMENSIONS IN MILLIMETERS

Nennweite DN Baummaß/ Valve dimensions	b 1	600	700	800	900	1000	1200	1400	1500
d 3	644	782	882	982	1082	1230	1430	1640	1780
e 3	16	16	16	16	16	16	16	16	
e 4	-	410	460	510	560	630	730		
e 5	610	820	920	1020	1120	1260	1460		
h 1 ≈	646	866	966	1066	1156	1296	1496		
h 2	685	885	965	1055	1135	1310	1510	1875	2000
h 3 ≈	322	391	441	491	536	610	709	815	880
h 4	690	880	980	1060	1160	1290	1495		
h 5	175	355	400	445	485	545	630		
	1	350	450	500	550	600	660	760	
	12	350	400	450	500	540	580	650	
	200	250	290	320	320	350	380	500	560
Anzahl der Dübel / Number of plugs	3	5	5	5	5	5	5		
Flanschanschluss / Flange	D	670	780	885	1015	1115	1230	1455	1675
	K	620	725	840	950	1050	1160	1390	1590
Locher / Holes, off	d 2	26	30	30	33	33	36	39	42
	b 2	23	23	23	28	28	33	33	40
Netto Gewicht / Net weight	FH	125	178	167	332	425	506	553	1151
	SH	79	128	143	297	338	374	420	734
Raumbedarf / Space	DH	115	168	175	320	412	490	540	
	FH	0,250	0,470	0,690	0,840	0,970	1,270	1,750	3,220
	SH	0,220	0,420	0,630	0,720	0,830	1,140	1,550	2,580
	DH	0,250	0,470	0,690	0,840	0,970	1,270	1,750	



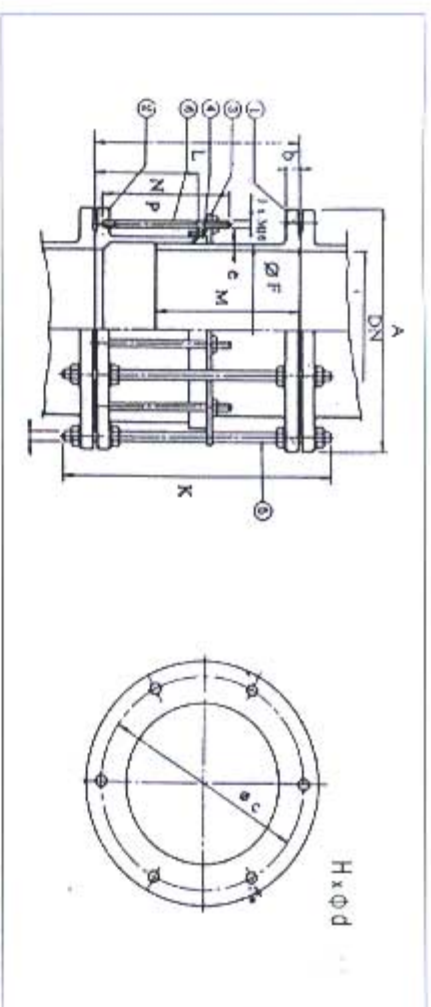

Արևսդ





## MECHANICAL FLEXIBLE EXPANSION COUPLING

FLAP VALVE



NO.	PARTS NAME	MATERIAL	QTY
1	FLANG SPIGOT		
2	FLANGE ADAPTER	STEEL	1
3	FOLLOWER		
4	GASKET	RUBBER	1
5	THE BOLT-NUT WASHER	(HOTDIP)	
6	STUD-NUT WASHER	STEEL	1 SET

## MECHANICAL COUPLING



DN	A	b	c	e	F	H x Φ d	J	K	L	M	N	P
150	285	24	240	9.0	170	4 x M20	4	540	350	250	180	230
200	340		295	9.8	222		8					
250	395	26	350	10.5	274	6	540	375	280			
300	445		400	11.2	326	8						
400	565	32	515	12.6	429	4 x M24	10					
500	670	38	620	14.0	532							
600	790	42	725	15.4	635	4 x M27	12	580	400	305		
700	895	46	840	16.8	738	4 x M30	14	650	450	350	200	
800	1015	52	960	18.2	842	4 x M33	16	700	475	375		260
1000	1230	56	1160	21.0	1048	4 x M36	16	780	525	425		
1200	1455	62	1390	23.8	1255	4 x M36	16	780	525	425		